

DecorStellar

DecorStellar

The S3 Store
209, 2nd Floor, Shilp Satved,
Opp. Sindhu Bhavan Hall,
Ahmedabad-380 054.



Transform any room
into a sanctuary of
tranquility with our
calming and soothing
laminates designs

DECOR STELLAR





Super Hylam (P) Limited are proud to introduce its brand new venture KIYALAM LAMINATES, an exquisite range of interior grade decorative laminates. KIYALAM brand is here to revolutionize the Indian market of thin grade interior laminates. You can admire it or despise it but you simply can't ignore it. The main idea behind this range is to make extraordinary world class designs more affordable, without compromising on its quality as the company is notable for.

The range promises to breathe new life into your living spaces as it delivers a range of superior and luxurious collections of elegant designs that are low in maintenance & economical. Once you invest in KIYALAM, it will continue to refurbish your living spaces and never get tiring to look at. Each texture and decor have been curated with ample effort on the part of the makers. Textures are fine and timeless and the decors bestow a soothing ambience, which at the same time has a very futuristic feel to it.



Exceptional

Born in India


Shaped by World

Inspired by Nature

Driven by Quality

Rahul Gupta

Member-Board of Director
Super Hylam Private Limited



K

I

Y

A

KINETIC

ICONIC

YOUTHFUL


AESTHETIC

Experience the difference that our laminates can make in your life. Choose quality, choose style, choose us.



Touch & Feel

SOLID



FLUTE



WOOD



MARBLE



STONE



ABSTRACT



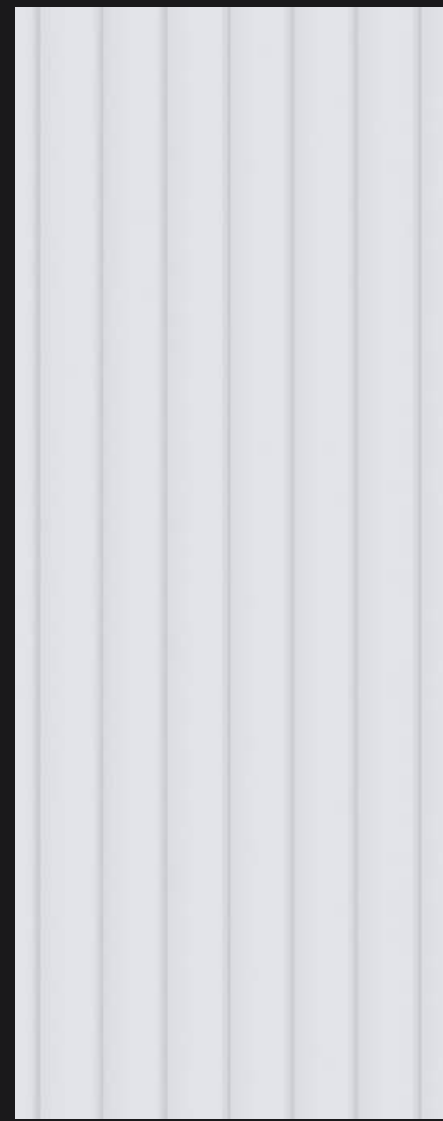
STONE




From the warmth of natural wood finishes to the sleekness of modern patterns, we have the perfect laminate to elevate any room.



FLUTE COLLECTION




1001 FLT / WHITE



1002 FLT / OFF WHITE



1240 FLT / HAZELNUT



1241 FLT / DESIRE BLUE




1243 FLT / TROPICAL GREEN




1242 FLT / JADE BLUE


captivating
and charming
creations




4012 FLT / MID GREY



4013 FLT / FROST GREY



4014 FLT / MARSH MALLOW




4014 FLT / COCCONUT


FLUTE

REVAMP YOUR
ENVIRONMENT
WITH STUNNING
SURFACES


STONE



1002M STN / FROSTY WHITE





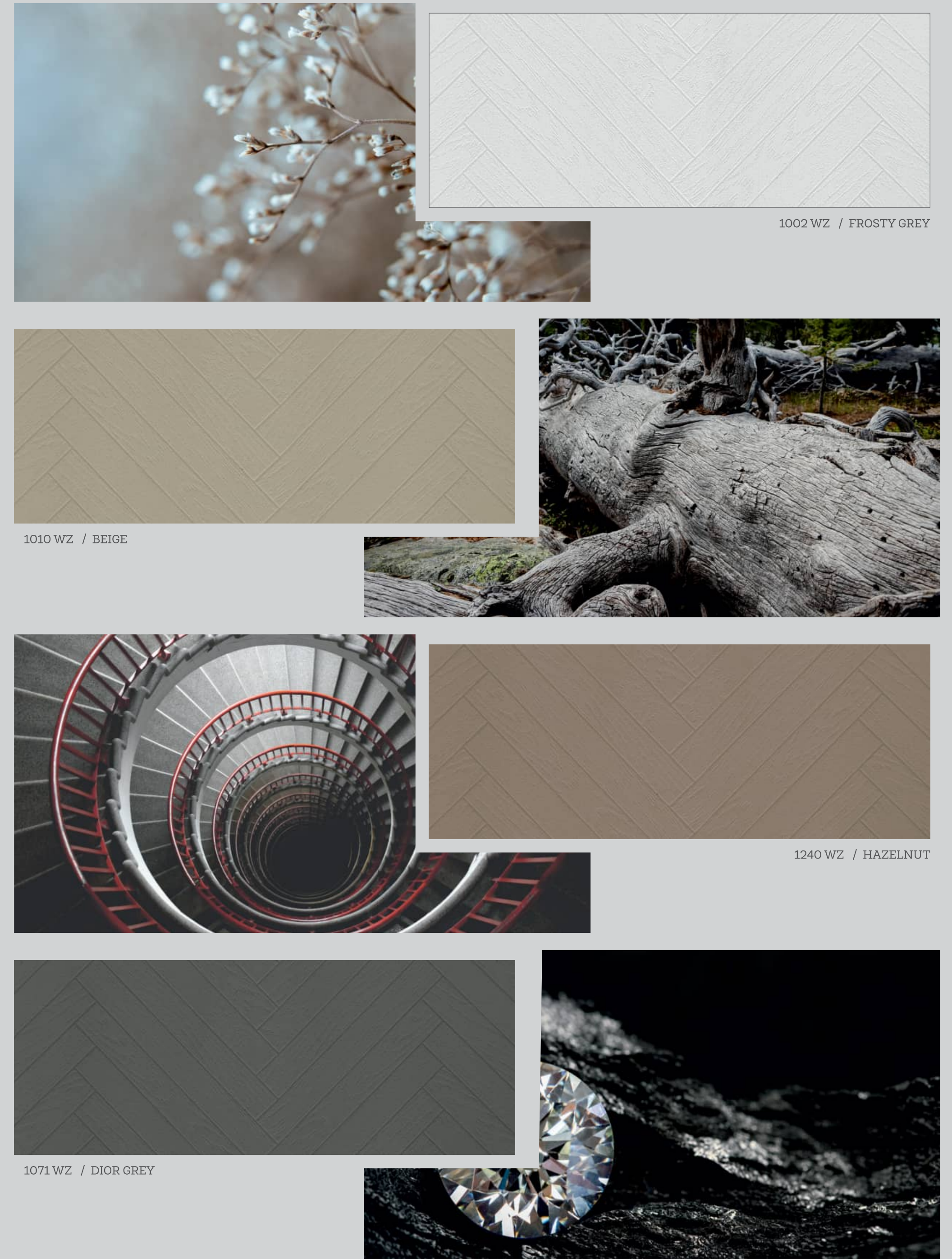
1071 STN / DIOR GREY



1240 STN / HAZELNUT




TWEED WOOD




1002 WZ / FROSTY GREY



1010 WZ / BEIGE




1240 WZ / HAZELNUT




1071 WZ / DIOR GREY



GLAMOROUS GLITTER




1002 GT HGP
FROST GLITTER



1010 GT HGP
BEIGE GLITTER



1052 GT HGP
RED GLITTER



1174 GT HGP
CHERRY GLITTER




1053 GT HGP
SAFFRON GLITTER



1078 GT HGP
PINK GLITTER




1108 GT HGP
ROYAL BLUE GLITTER




1009 GT HGP
BLACK GLITTER



METALLICOS




1002 M HGP / FROST METALLICA




1008 M HGP / CAFÉ METALLICA



1012 M HGP / SLATE METALLICA



1013 M HGP / CHERRY METALLICA



1235 M HGP / CHAMPAGNE




crafted
for
modern
living
with
unparalleled
beauty

ACRYLIC SPARKLE




SP 817 HGP / BEIGE SPARKLE PR



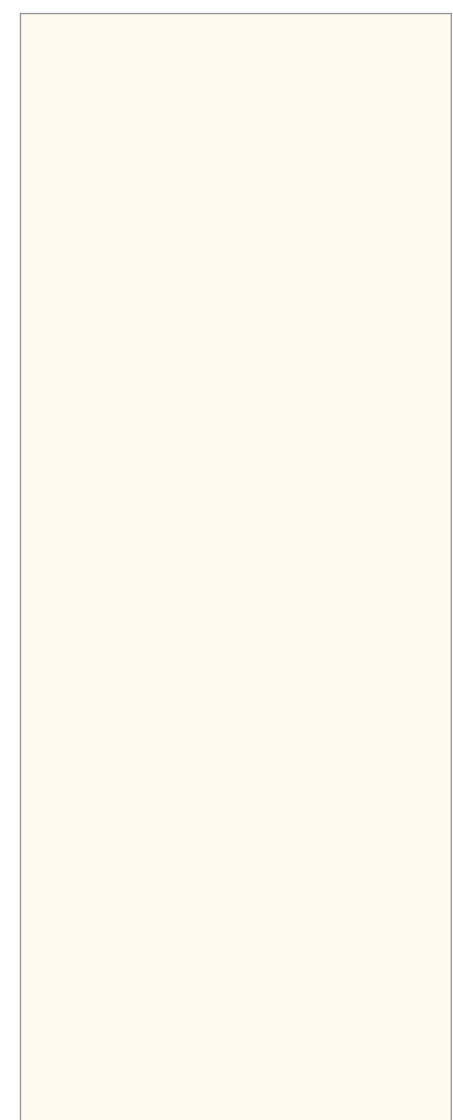
SP 407 HGP / SMOKE GREY PR



SP 207 HGP / MAUVE SPARKLE PR



SP 507 HGP / ROSE GOLD PR




SP 907 HGP / FROSTY WHITE SPARKLE PR



SP 027 HGP PR

acrylic sparkle

SUPER GLOSS



1001 HGP



1004 HGP



1173 HGP



1071 HGP




1009 HGP



4012 HGP
MID GREY



4013 HGP
FROST GREY



4015 HGP
MARSH MALLOW




4016 HGP
MIST ROSE



4014 HGP
COCCONUT



1240 HGP
HAZELNUT




1002 HGP



1172 HGP



1010 HGP



1008 HGP



1006 HGP



1007 HGP



1108 HGP




1241 HGP
DESIRE BLUE



1243 HGP
TROPICAL BLUE




1242 HGP
JADE BLUE




1243 HGP
TROPICAL BLUE



1054 HGP



1124 HGP



1053 HGP




1078 HGP



1152 HGP



1174 HGP



1125 HGP


SILK POACA



1001 SLM NATURAL WHITE
1002 SLM FROSTY WHITE
1004 SLM GREY
1172 SLM STANLEY BEIGE



4012 SLM MID GREY
4013 SLM FROST GREY
1010 SLM BEIGE
4014 SLM COCCONUT
1240 SLM HAZELNUT



1008 SLM CHOCOLATE
1003 SLM IVORY
4016 SLM MIST ROSE
4015 SLM MARSH MALLOW
1174 SLM WINE RED



1125 SLM BLACK CURRENT
1241 SLM DESIRE BLUE
1242 SLM JADE BLUE
1243 SLM TROPICAL BLUE
1088 SLM AMAZON GREEN
4017 SLM FERN GREEN

ERA OF COLOURS




1001 SF
1004 SF
1173 SF
1071 SF

immerse
yourself
in a
world of
patterns
and
colors



1002 SF
1172 SF
1010 SF



1006 SF
1007 SF
1108 SF
1176 SF
1054 SF



1124 SF
1053 SF
1078 SF
1052 SF
1174 SF



FRESCO COLLECTION



Enjoy
the
best of
both
worlds



KD 3 SLM / MATRIX JUTE CANE HD




FRESCO COLLECTION



Add
depth
and
dimen
sion to
your
space



Best Laminates
KD 4 SF




KD 4 SF / RAFIA JUTE CANE HD



FLUTE COLLECTION



1302 FLT / DOLCE VITA GREY (NEW)



1301 FLT / VISCOUNT MARBLE (NEW)



1303 FLT / BIANCO MARBELA (NEW)



FLUTE COLLECTION



1226 FLT / MODERN SATURIO



1229 FLT / SIENNA STONE



Elevate
your
work
space
with
our
profes
sional
and
stylish
laminat

FLUTE COLLECTION



1213 FLT / TURIN SATURIO



FLUTE COLLECTION



1212 FLT / LIVID MARBELO GREY



Achieve a timeless and elegant aesthetic



1211 FLT / LIVID MARBELO



FLUTE COLLECTION



1306 FLT / NATURAL CEREJERA (NEW)



1227 FLT / MODERN SEPWOOD



1210 FLT / SATURNO WALNUT



1206 FLT / NATURALE LATIN WALNUT





1209 FLT / DARK LATIN WALNUT



FLUTE COLLECTION



1205 FLT / EUCALYPTUS VENEER



1224 FLT / OAKWOOD VENEER



unleash
your
creativity
and
design a
space that
is uniquely
yours

captivating
and
charming
creations


SILK OPACA



Embrace a minimalist aesthetic with our sleek and understated laminates



1204 SLM / BURL WOOD



1203 SLM / BURL WOOD BROWN



SILK OPACA



1302 SLM / DOLCE VITA GREY (NEW)




1303 SLM / BIANCO MARBELA (NEW)



make it simple,
but significant.

A stylish statement
with modern laminates




1301 SLM / VISCOUNT MARBLE (NEW)





cutting-edge designs, a classy verve



1226 SLM / MODERN SATURIO



1225 SLM / PUMICE STONE



1219 SLM / MARQUINA MARBELO




where functionality meets aesthetics



1214 SLM / ONYX WHITE




1215 SLM / ONYX BLUE



1213 SLM / TURIN SATURIO






Beauty,
durability
and style
with
unique
designs



1239 SLM / ITALIA LEGNA BEIGE





1309 SLM / ROSETTE WOOD (NEW) 



A blend of
style and
substance
,our
designs
vouch
versatility



1310 SLM / NATURAL ELMWOOD (NEW) 


SILK OPACA



1304 SLM / SMOKED WOOD (NEW)



1306 SLM / NATURAL CEREJERA (NEW)



1305 SLM / SMOKED WOOD LITE (NEW)



where
imagination
meets
reality with
enamoring
designs

SILK OPACA



1202 SLM / CHICAGO OAK




1227 SLM / MODERN SEPWOOD



create a
space that
sparks
joy and
inspires
creativity



Used Laminate
1227 SLM



1201 SLM / CAMBRIDGE OAK




1200 SLM / CAMBRIDGE OAK DARK




SILK OPACA



A stylish
statement
with
modern
laminates



1206 SLM / NATURALE LATIN WALNUT



1209 SLM / DARK LATIN WALNUT




make it simple,
but significant.



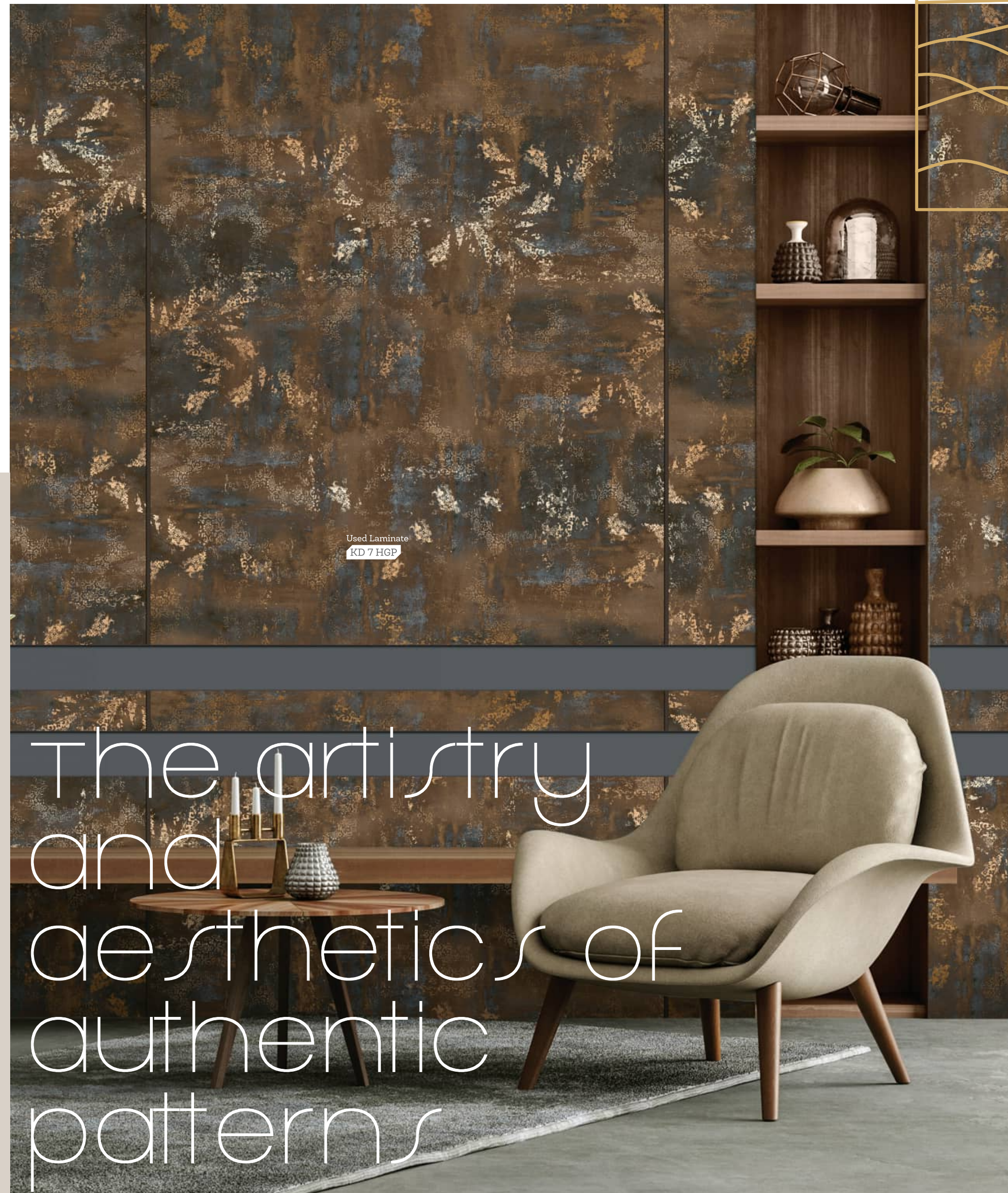
1207 SLM / LEON WOOD LATE



FRESCO COLLECTION



redefine
your living
space



The artistry
and
aesthetics of
authentic
patterns



KD 7 HGP / ROYAL WALL ART HD




marbl-e-cious marble



1303 HGP / BIANCO MARBELA



1302 HGP / DOLCE VITA GREY



1301 HGP / VISCOUNT MARBLE

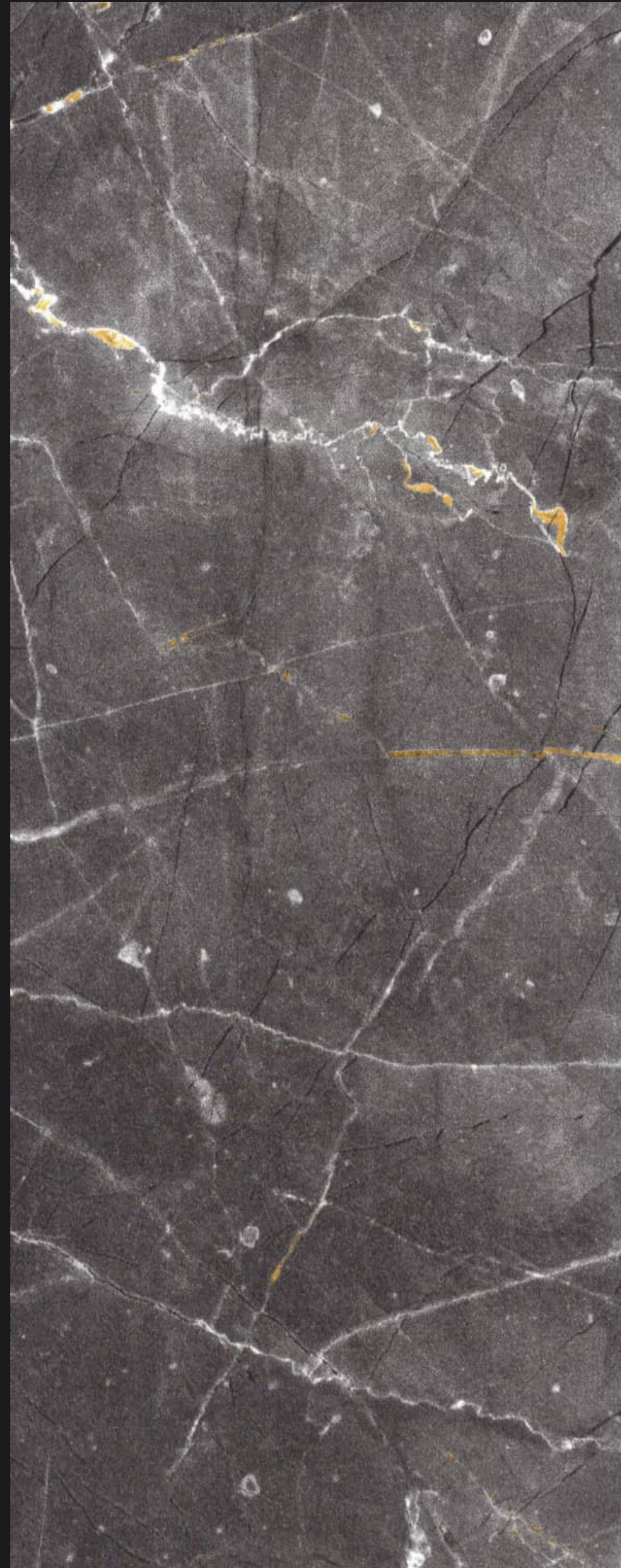


where
imagination
meets
reality with
enamoring
designs


marbl-e-cious marble



L1022 HGP / STATUARIO



1140 HGP / IMPERIAL GREY



1139 HGP / BRONZITE



make
bold
statements
with
contemporary
designs

marbl-e-cious marble




1226 HGP / MODERN SATURIO



1219 HGP / MARQUINA MARBELO



1214 HGP / ONYX WHITE




1215 HGP / ONYX BLUE



NATURAL WOOD GLOSS



1304 HGP / SMOKED WOOD (NEW)



1306 HGP / NATURAL CEREJERA (NEW)



1307 HGP / NEW METABONY WOOD (NEW)



1308 HGP / KNOTTY WOOD (NEW)



NATURAL WOOD GLOSS




where style
meets
innovation, a
magical
combination



1144 HGP / WOOD HYBRID 2



1143 HGP / WOOD HYBRID 1



1157 HGP / APPLE CIDER WOOD



1146 HGP / DARK FOREST



1151 HGP / HOLZ METAL INLAY



NATURAL WOOD GLOSS



where
imagination
meets
reality with
enamoring
designs




Transform
your decor
to a splendid
appeal




1205 HGP / EUCALYPTUS VENEER



NATURAL WOOD GLOSS



1208 HGP / ALAMO VENEER



1206 HGP / NATURALE LATIN WALNUT



1204 HGP / BURL WOOD




1203 HGP / BURL WOOD BROWN




NATURAL WOOD GLOSS




Design
your
dream
space with
our latest
collection



1216 HGP / TUNDRA WOOD



1210 HGP / SATURNO WALNUT



1220 HGP / IRANIAN WOOD



NATURAL WOOD GLOSS



Fall in love
with your
home all
over again

Used Laminate
1181 HGP

1181 HGP / CUBA OLIVE



NATURAL WOOD GLOSS




1152 HGP / IMPERIA PEAR



1165 HGP / DARK IMPERIA PEAR



1149 HGP / RED METEBONY WALNUT



1150 HGP / METEBONY WALNUT



1180 HGP / MANHATTAN DARK PINE



1158 HGP / EXOTIC MERBAU



1179 HGP / MANHATTAN PINE



1159 HGP / ANTIQUE MERBAU



NATURAL WOOD GLOSS



1128 HGP / FAWN CANYON WALNUT



1127 HGP / RED CANYON WALNUT




1130 HGP / ORIGINAL CANYON WALNUT




1129 HGP / CANYON WALNUT DARK




1119 HGP / BAVERIAN OAK



1218 HGP / CASTLE WALNUT




1155 HGP / AMBER EICHE



1126 HGP / MANGO WOOD



NATURAL WOOD GLOSS



modern
designs
and
your
interiors
comple
ment
each
other



1177 HGP / CROSSCUT WOOD



1178 HGP / TEXAS CROSSCUT WOOD




1153 HGP / ATLANTIC OAK



1154 HGP / EXOTIC EICHE WOOD



FRESCO COLLECTION



KD 1 SLM / GOLDEN RAYS HD




Embrace
the
charm
of
vintage
aesthetics



KD 5 SLM / AMAZON GARDEN HD




TWEED WOOD




1216 WZ / TUNDRA WOOD



1227 WZ / CASTLE WALNUT



1217 WZ / CASTLE WALNUT DARK



1145 WZ / AMERICANO



WOOD CANAL




1207 VCW / LEON WOOD LATTE




1154 VCW / EXOTIC EICHE WOOD



1146 VCW / DARK FOREST



1223 VCW / LEON WOOD NATURALE



1157 VCW / APPLE CIDER WOOD



ABSTRACT WOOD




A blend of
style and
substance
, our
designs
vouch
versatility



1157 AW / APPLE CIDER WOOD



1155 AW / AMBER EICHE



1154 AW / EXOTIC EICHE WOOD



1210 AW / SATURNO WALNUT



ABSTRACT WOOD



revolutionize
your
space
with an
exquisite
range




1202 AW / CHICAGO OAK



1149 AW / RE METEBONY WALNUT



1163 AW / IMPERIA LITE PEAR



1130 AW / ORIGINAL CANYON WALNUT



STONEX COLLECTION



1307 STN / DOLCE VITA GREY (NEW)



Embrace
the
charm
of
vintage
aesthetics



1303 STN / BIANCO MARBELA (NEW)




STONEX COLLECTION



1226 STN / MODERN SATURIO




1225 STN / PUMICE STONE



1212 STN / LIVID MARBELO GREY



1219 STN / MARQUINA MARBELO



1211 STN / LIVID MARBELO



1229 STN / SIENNA STONE




FLOAT CANAL



inspiring
and
inventive,
all that
you are
looking
for



1145 HZC / AMERICANO



1220 HZC / IRANIAN WOOD



FLOAT CANAL




1152 HZC / IMPERIA PERA



1157 HZC / APPLE CIDER WOOD



1133 HZC / HORIZONTAL CAFE SAP



1134 HZC / HORIZONTAL COCOA SAP



OAK WOOD



The future of innovation is here with an eclectic collection



Useful Laminates
1238 OW



1238 OW / ITALIA LEGNA NATURALE




OAK WOOD



1160 OW / VINTAGE HARVEST OAK




1159 OW / ANTIQUE MERBAU



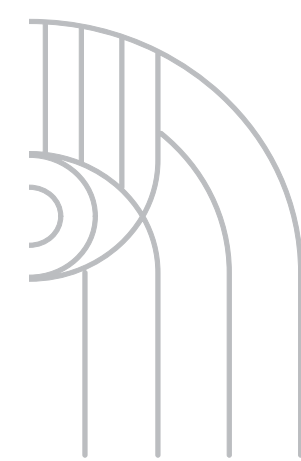
1228 OW / NATURALE CHERRYOAK



1307 OW / NEW METABONY WOOD (NEW)



1220 OW / IRANIAN WOOD



OAK WOOD



1217 OW / CASTLE WALNUT DARK



1157 OW / APPLE CIDER WOOD



1221 OW / NEO OAK WOOD



1222 OW / NEO OAKWOOD LATTE




RIISING CANAL




1210 RVC / CASTLE WALNUT DARK




1163 RVC / IMPERIA LIE PERA



1154 RVC / EXOTIC EICHE WOOD




1217 RVC / SATURNO WALNUT




1146 RVC / DARK FPREST






1218 RW / CASTLE WALNUT



1223 RW / LEON WOOD NATURALE



1149 RW / RED METEBONY WALNUT



1154 RW / EXOTIC EICHE WOOD





1002 RW / FROSTY WHITE




1145 RW / AMERICANO




BAVARIAN CUIR




1147 SB / SADDLE CUIR




1002 M SB / FROST METALLICA



1174 SB / SCARLET RED




1172 SB / STANLEY BEIGE




1150 SB / METEBONY WALNUT






1218 MB / CASTLE WALNUT




1146 MB / DARK FOREST




1002 MB / FROSTY WHITE



1129 MB / DARK CANYON WALNUT



1223 MB / LEON WOOD NATURALE



1153 MB / ATLANTIC OAK




BLOOM




1002 FL / FROSTY WHITE



1125 FL / BLACK CURRANT



1147 FL / SADDLE CUR




1146 FL / DARK FOREST



FRESCO COLLECTION



make a
lasting
impression



KD 6 SLM / MALTA JUTE CANE HD



Tremendously
attractive,
discover
the aura of
timeless
charm



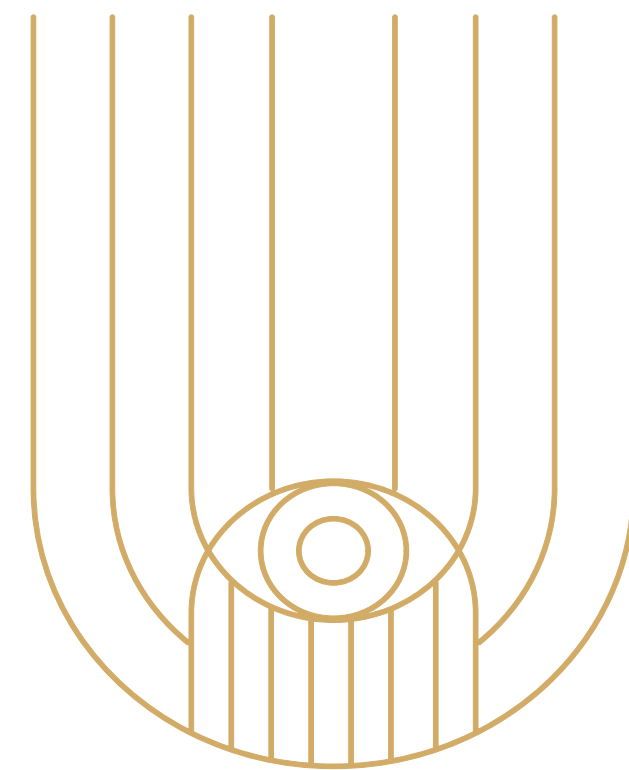
1134 SF / HORIZONTAL COCOA SAP



HZ 1220 SF / IRANIAN WOOD



1233 SF / COCO WOOD



door

collection



1133 SF / HORIZONTAL CAFÉ SAP



1230 SF / COACH WOOD



1232 SF / VENEER



Vigor of
modernity,
a
lavish
ecstasy


LOUVER COLLECTION




1231 SF / LAMEGO LOUVERS



plush
and
promi
sing, all
that
you
need



Live it
up with
style
and
snazzy
appeal
with
modish
designs




1237 SF / MAZE LOUVERS



FRESCO COLLECTION



Divacious
and
wondrous,
each design
amazes



KD 2 SF / HERRINGBONE WOOD HD



NATURE'S WOOD



Used Laminate
1216 SF


premium
designs that
uplift your mood
and
environment too




1239 SF / ITALIA LEGNA BEIGE



1238 SF / ITALIA LEGNA NATURAL



1216 SF / TUNDRA WOOD



1224 SF / OAK WOOD VENEER



NATURE'S WOOD



1227 SF / MODERN SEPWOOD



1181 SF / CUBA OLIVE




1138 SF / LINE WOOD



1221 SF / NEO OAKWOOD



1228 SF / NATURALE CHERRY OAK




1217 SF / CASTLE WALNUT DARK



1118 SF / FRENCH OAK WOOD



1132 SF / AHORN WOOD



1218 SF / CASTLE WALNUT



1208 SF / ALAMO VENEER



1119 SF / BAVERIAN OAK



1126 SF / MANGO WOOD



NATURE'S WOOD



1155 SF / AMBER EICHE



1156 SF / CADBURY EICHE




1177 SF / CROSSCUT WOOD




1178 SF / TEXAS CROSSCUT WOOD




1158 SF / EXOTIC MERBAU




1159 SF / ANTIQUE MARBAU




1129 SF / DARK CANYON WALNUT




1127 SF / RED CANYON WALNUT



1130 SF / ORIGINAL CANYON WALNUT



1128 SF / FAWN CANYON WALNUT



1163 SF / IMPERIA LITE PEAR



1165 SF / IMPERIA DARK PEAR



NATURE'S WOOD



1179 SF / MANHATTAN PINE



1180 SF / MANHATTAN DARK PINE



1149 SF / RED METABONY WALNUT




1157 SF / APPLE CIDER WOOD



1162 SF / FAWN HARVEST OAK



1160 SF / VINTAGE HARVEST OAK



1145 SF / AMERICANO




1154 SF / EXOTIC EICHE WOOD




1152 SF / IMPERIA PEAR



1153 SF / ATLANTIC OAK



1150 SF / METEBONY WALNUT



1146 SF / DARK FOREST



INDEX

Design No.	Finish Name	Page No.	Design No.	Finish Name	Page No.	Design No.	Finish Name	Page No.	Design No.	Finish Name	Page No.
1001	FLT	8	1145	HZC	92	1202	AW	86	1240	WZ	11
1001	HGP	15	1145	RW	105	1203	SLM	35	1240	HGP	15
1001	SLM	16	1145	SF	125	1203	HGP	67	1240	SLM	16
1001	SF	17	1146	HGP	62	1204	SLM	34	1241	FLT	8
1002	FLT	8	1146	VCW	83	1204	HGP	67	1241	HGP	15
1002	STN	10	1146	RVC	103	1205	FLT	32	1241	SLM	16
1002	WZ	11	1146	MB	108	1205	HGP	65	1242	FLT	8
1002	GT	12	1146	FL	110	1206	FLT	30	1242	HGP	15
1002	HGP	15	1146	SF	125	1206	SLM	50	1242	SLM	16
1002	SLM	16	1147	RW	106	1206	HGP	66	1243	FLT	8
1002	SF	17	1149	HGP	72	1207	SLM	51	1243	HGP	15
1002	RW	105	1149	AW	87	1207	VCW	82	1243	HGP	15
1002	MB	109	1149	RW	105	1208	HGP	66	1243	SLM	16
1002	FL	110	1149	SF	125	1208	SF	120	1301	FLT	22
1003	SLM	16	1150	SB	107	1209	FLT	30	1301	SLM	37
1004	HGP	15	1150	SF	125	1209	SLM	50	1301	HGP	55
1004	SLM	16	1151	HGP	63	1210	FLT	31	1302	FLT	22
1004	SF	17	1152	HGP	15	1210	HGP	68	1302	SLM	36
1006	HGP	15	1152	HGP	72	1210	AW	85	1302	HGP	54
1006	SF	17	1152	HGP	72	1210	RVC	102	1303	FLT	23
1007	HGP	15	1152	HZC	94	1211	FLT	29	1303	SLM	36
1007	SF	17	1152	SF	124	1211	STN	91	1303	HGP	54
1008	HGP	15	1153	HGP	77	1212	FLT	28	1303	STN	89
1008	SLM	16	1153	MB	109	1212	STN	91	1304	SLM	46
1008	SF	17	1153	SF	124	1213	FLT	27	1304	HGP	60
1009	GT	12	1154	HGP	77	1213	SLM	41	1305	SLM	47
1009	HGP	15	1154	VCW	83	1214	SLM	40	1306	FLT	30
1010	WZ	11	1154	AW	84	1214	HGP	59	1306	SLM	46
1010	GT	12	1154	RVC	103	1215	SLM	40	1306	HGP	60
1010	HGP	15	1154	RW	104	1215	HGP	59	1307	HGP	61
1010	SLM	16	1154	SF	125	1216	HGP	69	1307	STN	88
1010	SF	17	1155	HGP	75	1216	WZ	80	1307	OW	98
1052	GT	12	1155	AW	84	1216	SF	119	1308	HGP	61
1052	SF	17	1155	SF	122	1217	WZ	80	1309	SLM	44
1053	GT	12	1156	SF	122	1217	OW	100	1310	SLM	45
1053	HGP	15	1157	HGP	62	1217	RVC	102	4012	FLT	9
1053	SF	17	1157	VCW	83	1217	SF	120	4012	HGP	15
1054	HGP	15	1157	AW	84	1218	HGP	75	4012	SLM	16
1054	SF	17	1157	HZC	94	1218	RW	104	4013	FLT	9
1071	STN	10	1157	OW	100	1218	MB	108	4013	HGP	15
1071	WZ	11	1157	SF	125	1218	SF	120	4013	SLM	16
1071	HGP	15	1158	HGP	73	1219	SLM	39	4014	FLT	9
1071	SF	17	1158	SF	122	1219	HGP	58	4014	HGP	15
1078	GT	12	1159	HGP	73	1219	STN	90	4014	SLM	16
1078	HGP	15	1159	OW	98	1220	HGP	69	4015	FLT	9
1078	SF	17	1159	SF	122	1220	HZC	93	4015	HGP	15
1088	SLM	16	1160	OW	98	1220	OW	99	4015	SLM	16
1108	GT	12	1160	SF	124	1221	OW	101	4016	HGP	15
1108	HGP	15	1162	SF	124	1221	SF	121	4016	SLM	16
1118	SF	121	1163	AW	87	1222	OW	101	4017	SLM	16
1119	HGP	75	1163	RVC	103	1223	VCW	82	1002 M	HGP	13
1119	SF	121	1163	SF	123	1223	RW	104	1002 M	SB	107
1124	HGP	15	1165	HGP	72	1223	MB	109	1008 M	HGP	13
1124	SF	17	1165	SF	123	1224	FLT	33	1012 M	HGP	13
1125	HGP	15	1172	HGP	15	1224	SF	119	1013 M	HGP	13
1125	SLM	16	1172	SLM	16	1225	SLM	38	1220 HZ	SF	112
1125	FL	110	1172	SF	17	1225	STN	90	1235 M	HGP	13
1126	HGP	75	1172	SB	107	1226	FLT	25	KD 1	SLM	78
1126	SF	121	1173	HGP	15	1226	SLM	38	KD 2	SF	117
1127	HGP	74	1173	SF	17	1226	HGP	58	KD 3	SLM	19
1127	SF	123	1174	GT	12	1226	STN	90	KD 4	SF	21
1128	HGP	74	1174	HGP	15	1227	FLT	31	KD 5	SLM	79
1128	SF	122	1174	SLM	16	1227	SLM	48	KD 6	SLM	111
1129	HGP	74	1174	SF	17	1227	WZ	81	KD 7	HGP	53
1129	MB	109	1174	SB	107	1227	SF	120	L1012	HGP	56
1129	SF	123	1174	FL	110	1228	OW	99	SP 027	HGP	14
1130	HGP	74	1176	SF	17	1228	SF	120	SP 207	HGP	14
1130	AW	87	1177	HGP	76	1229	FLT	25	SP 407	HGP	14
1130	SF	122	1177	SF	123	1229	STN	91	SP 507	HGP	14
1132	SF	121	1178	HGP	76	1230	SF	113	SP 817	HGP	14
1133	HZC	95	1178	SF	123	1231	SF	114	SP 907	HGP	14
1133	SF	113	1179	HGP	73	1232	SF	113			
1134	HZC	95	1179	SF	124	1233	SF	112			
1134	SF	112	1180	HGP	73	1237	SF	115			
1138	SF	121	1180	SF	124	1238	OW	97			
1139	HGP	57	1181	HGP	71	1238	SF	119			
1140	HGP	56	1181	SF	120	1239	SLM	43			
1143	HGP	62	1200	SLM	49	1239	SF	119			
1144	HGP	62	1201	SLM	49	1240	FLT	8			
1145	WZ	81	1202	SLM	48	1240	STN	10			



TECHNICAL SPECIFICATION

Sl. No.	Performance Characteristic	Unit	Requirement as per IS 2046:1995 VGS	KIYALAM Conforms	
1	Appearance & Surface Defects	Surface free from spots, dirt, hair & edge defects			
2	Dimensional Properties				
	Length	mm	2440 +10, -Nil	Conforms	
	Width	mm	1220 +10, -Nil	Conforms	
	Thickness	mm	Max. variation ± 0.10	Conforms	
	Flatness	Warp, mm	120 max	Conforms	
	Straightness Of Edges	mm/meter straight edge	1.5 mm max	Conforms	
3	Resistance Of Surface Wear	Rev.	150 (min)	Conforms	
	4	Resistance To Immersion In Boiling Water	% increase by thickness	14.0 max	Conforms
% increase by weight			12.0 max	Conforms	
Appearance			Not worse than Grade-4	Conforms	
5	Resistance To Staining	Group 1 & 2	Not worse than Grade-5	Conforms	
		Group 3 & 4	Not worse than Grade-4	Conforms	
6	Resistance To Dry Heat @ 180°c	Appearance, Prime Gloss	Not worse than Grade-3	Conforms	
		Appearance, Others	Not worse than Grade-4	Conforms	
7	Resistance To Color Change In Xenon Arc Light	Grade	Not worse than 6	Conforms	
		8	Dimensional Stability At Deviated Temperatures :		
			Machine Direction	%	0.65 max
9	Resistance To Scratching	Cross Machine Direction	%	1.12 max	Conforms
			N	1.75 max	Conforms
10	Resistance To Steam	Grade	Not worse than Grade-4	Conforms	
11	Resistance To Cracking	Grade	Not worse than Grade-4	Conforms	
12	Resistance To Impact Small Ball	N	20 min	Conforms	

This product technical sheets gives technical relevant to the performance of the product as tested by the company. Company reserves the right to change Product composition & characterstics at any time.

Product Specifications

Product: Paper Based Decorative Laminate Sheets

Size: 2440 x 1220 mm

Thickness: 0.8 mm (± 0.1 mm)

Finish: Gloss, SF and World Class Textures

Care & Maintenance : Cleaning should be carried out with a soft moist cloth & warm soap solution.

Do not use detergents containing abrasive particle or excess soda.

Highlight:

- Design made from genuine imported base paper.
- Manufactured using best quality kraft paper.
- Use of best chemical raw materials for better flexibility & durability.

Disclaimer: Customers are advised to reconfirm selected laminate when placing orders as our liability does not include claims arising from sample chip pasting error. Samples presented are indicative of color, pattern and surface finish but not of actual thicknesses. All metallic patterns series recommended for vertical application only. All products from Super Hylam Private Limited are free from manufacturing defects and fit for use under normal conditions, however the product will normally deviate from manufacturing related specification. Limited warranty shall be limited only to the original buyer. It is recommended that the products must be inspected prior to installation and our liability will be limited to the extent of the cost of the products only. Our products are used for various applications without the possibility of control over the manufacturing of the finished products. The company does not assume obligations or liabilities arising from the furnishing, sale, installation or repair, use or subsequent sale of any product, to any person or entity. Company shall not be liable for any damages due to loading and unloading of sheets or any broken corner or any damages during transit of goods. No claim will be entertained for any problem in the substrate used. Bonding of laminate under high humidity, plywood with high moisture content, plywood with uneven surface, inferior quality adhesive and insufficient pressure may lead to delamination or air bubble between laminate and substrate. Company will not entertain such damages or liabilities. Do not use nail and hammer while cutting corner, Grew, Angle, and designs. Use only drill while cutting such Corner, Grew, Angle and designs.

- Note:-
- No Complaint Will Be Entertain For Air Bubble Or Any Other Problem Due To Pasting Error Or Infrior Quality Adesive Used.
 - No Complaint Will Be Entertain For Mica Cracking.
 - Cutting a laminate sheet at an angle 90 degree leads to development of cracks in corner after pasting. Therefore It Is Advisable to avoid cutting at an angle of 90 degrees.

HGP
HIGH GLOSS PREMIUM

PR
EXTRA PREMIUM

SF
SUEDE FINISH

HD
DIGITAL DESIGNS

